
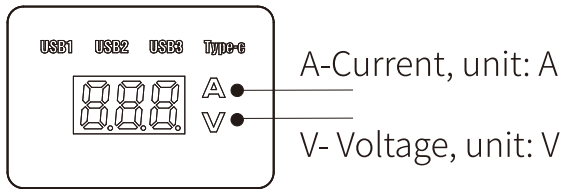
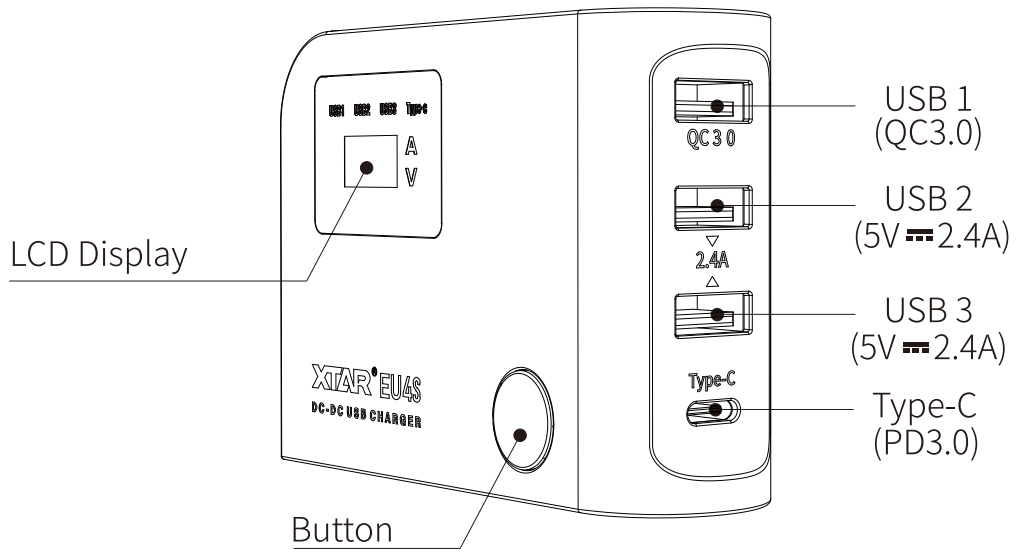


XTAR®


EU4S

DC-DC USB CHARGER





Input:
DC7909 10-24V (100W recommended)



Introduction

Ideas come from solar panel, but not limited to solar panel

This innovative DC-DC USB charger features MPPT algorithm using the DC7909 input port commonly used for high-power portable solar panels. EU4S aims to expand the range of applications for your high-power solar panels. with its 4 output ports (1x Type-C PD3.0, 1x USB QC3.0, 2 x 5V 2.4A), which supports PD 45W fast charge, can be used for various electronic devices charging, such as mobile phones, drones, tablets, laptops, digital cameras etc. EU4S comes with a DC 7909 car adapter, which offers simplicity in use with car cigarette lighter, it can also connect to other power supply devices feature a car adapter port, such as outdoor power stations.

Specifications

Model		EU4S
Input		DC7909 10-24V (100W recommended)
Output	Type-C	PD3.0 5V \equiv 3A / 9V \equiv 3A / 12V \equiv 3A / 15V \equiv 3A
	USB1 (QC3.0)	QC3.0 5V \equiv 3A / 9V \equiv 2A / 12V \equiv 1.5A
	USB2	5V \equiv 2.4A
	USB3	5V \equiv 2.4A
Size		92mm x 66mm x 28.8mm
Weight		95g
Package Content		Charger, car adapter, Manual

Operation

1. The step for Input:

Connect to DC7909 port of solar panel , or via your car adapter connects to other power supply devices feature a car adapter DC7909 port, such as outdoor power stations;

2. The step for output:

Connect to portable devices that require power supply;

3. Click button repeatedly to switch among Type-C/ USB1/ USB2/ USB3/ Type-C in a cycle, the screen displays output voltage and current value of the chosen channel;

4. Long press the button for 3 seconds to turn off the back light, short press to lighten the screen;

5. Please pack up the product after usage.

Warranty

Please take the product (with warranty number) and receipt to local dealer to get after-sales service.

- 15 days free replacement.
- 12 months free repair. If problems develop beyond 12 months, we will offer free repair service but charge for parts used. The dealer will inform you the repair fee before repair.
- Lifetime technical support.

Note:

1. Artificial damage are not included in the warranty.
2. Warranty number (9-13 digits) can be found on the package or product.

Global After-sales Email: service@xtar.cc

Anti-Fake

1. Scratch the anti-counterfeiting label on the package to get an 18-digit number.
2. Input the number into the query page on www.xtar.cc (Contact Us - Anti-fake).

Warning

1. Its rated input voltage is DC 10~24V, exceeds DC30V is forbidden as doing so may cause permanent damage to the product.
2. To prevent car battery from over-discharging, when the input voltage reduces to 10.5V, the product will automatically limit power output of your car battery, below 10V, stop output.
3. Do not expose it to water or other liquids.
4. Do not disassemble or modify the charger.
5. Keep away from fire.
6. Avoid extreme temperature.
7. Keep away from children.
8. For more and updated info, please visit www.xtar.cc.



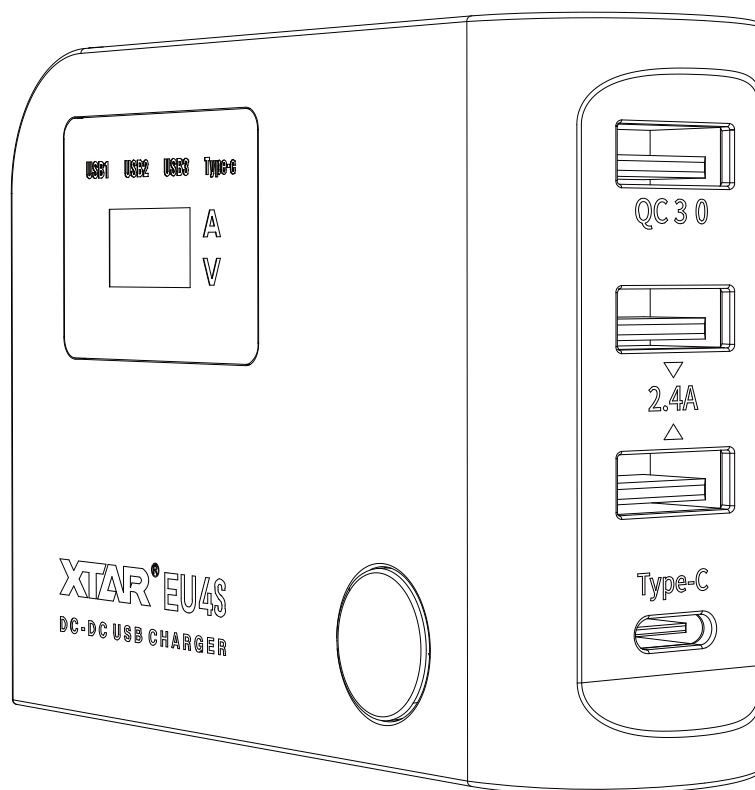
Shenzhen XTAR Electronics Co., Ltd
Address: 5th Floor, No.77 Xinhe Rd, Shangmugu, Pinghu Area,
Longgang District, Shenzhen,Guangdong, China 518111
Tel/Fax: (+86)755-25507076
Email: info@xtar.cc
Website: www.xtar.cc

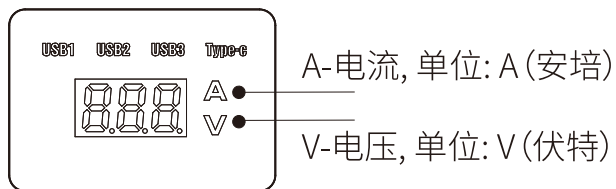
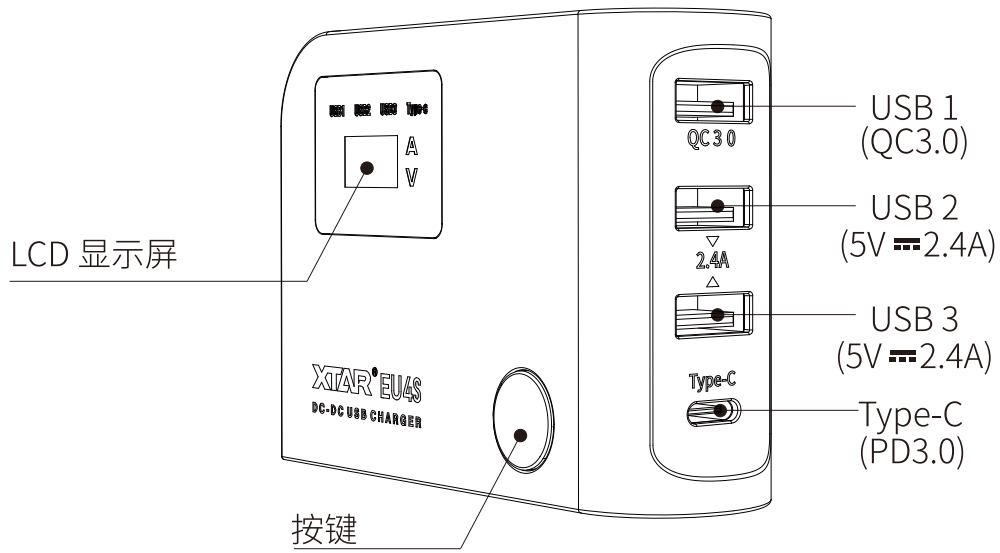
V1

XTAR[®]


EU4S

DC-DC USB充电器





输入:
DC7909 10-24V (100W recommended)



简介

源于太阳能板, 不限于太阳能板

EU4S创意源于太阳能板控制器, 是创新型DC-DC USB充电器, 带MPPT技术, 并采用了大功率便携太阳能板常用的接口DC7909作为输入口, 便于太阳能板连接本品, 把太阳能板的电能转化为4个输出口 (1 x Type-C PD3.0, 1x USB QC3.0, 2 x 5V 2.4A), 支持最高PD 45W快充, 可以适配USB充电的各种电子设备, 如手机、无人机、平板电脑、笔记本电脑、数码相机等等。另外, EU4S标配了DC7909接口的车充线, 方便客户连接汽车点烟器或连接到其它提供车充供电设备, 如户外电源等等。

参数表

型号	EU4S	
输入	DC7909 10-24V (100W recommended)	
输出	Type-C	PD3.0 5V $\overline{\text{---}}$ 3A / 9V $\overline{\text{---}}$ 3A / 12V $\overline{\text{---}}$ 3A / 15V $\overline{\text{---}}$ 3A
	USB1 (QC3.0)	QC3.0 5V $\overline{\text{---}}$ 3A / 9V $\overline{\text{---}}$ 2A / 12V $\overline{\text{---}}$ 1.5A
	USB2	5V $\overline{\text{---}}$ 2.4A
	USB3	5V $\overline{\text{---}}$ 2.4A
尺寸	92mm x 66mm x 28.8mm	
重量	95g	
包装清单	充电器, 车充线, 说明书	

操作

- 1.输入:连接至DC7909接口太阳能板,或通过车充线连接其它提供车充供电设备,如户外电源等等;
- 2.输出:连接至需供电的便携设备;
- 3.多次单击按键可快速切换 Type-C/ USB1/ USB2/ USB3/ Type-C 循环往复,屏幕显示当前通道的输出电压与电流;
- 4.按键长按3秒屏幕关背光,短按点亮屏幕;
- 5.供电结束,请收起本产品。

售后服务

请提供带保修号的产品及发票(或收据)给经销商以获得售后服务。

15天免费包换。

12个月免费保修。超出保修期的维修需要您支付材料和运输费用。在您决定是否维修前,经销商会告知所需费用。

终身技术支持。

请注意:

- 1.因用户使用或保管不当而产生的故障不享有包换和保修服务。
- 2.保修编号(9-13位)可在包装或产品上找到。

售后邮箱: service@xtar.cc

防伪查询

- 1.刮开包装盒上的18位防伪码。
- 2.在官网查询页面输入防伪码：www.xtar.cn - 联系我们 - 防伪查询。

温馨提示

- 1.本产品的额定输入电压为DC 10~24V;极限输入电压请勿超过DC30V,过高的输入电压可能导致产品永久性损坏。
- 2.为防止汽车电池过放电,当使用车充供电时输入电压降低至10.5V后自动限制输出功率,低于10V后自动关断输出。
- 3.请勿将充电器浸于水或其它液体中。
- 4.请勿擅自拆卸或改装充电器。
- 5.远离火源。
- 6.请勿在极端温度下存放或使用充电器。
- 7.请放在儿童接触不到的地方。
- 8.获取更多最新信息,请访问 www.xtar.cn。

XTAR[®]

深圳市爱克斯达电子有限公司
地址:广东省深圳市龙岗区平湖上木古村新河路77号5楼
邮编:518111
电话/传真: (+86)755-25507076
邮箱: info@xtar.cc
网址:www.xtar.cn

V1